

# IMAXX EQUITY GROWTH FUND CLASS O

**Inception Date**  
June 22, 2018

**Currency**  
CAD

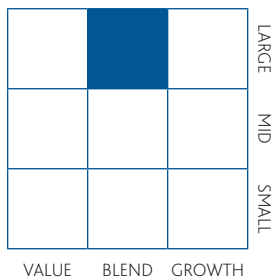
## FUND ESSENTIALS

NAVPS	\$12.72
MER	N/A
Distribution Yield	0.77%
Classification	Mutual Funds
Assets (\$mil)	22.97
RRSP Eligible	Yes
Fundserv Code	AFM5040 (NL)

## TOP TEN HOLDINGS (%)

1. Constellation Sftwr	5.0
2. Cdn Pacific Railway	4.7
3. Costco Whsl Corp	4.6
4. Brookfield Asset Mgt	4.6
5. Toromont Inds Ltd	4.3
6. Royal Bank of Canada	4.0
7. Cdn Natl Railway	4.0
8. National BK Cda	3.9
9. Toronto Dominion BK	3.8
10. Accenture Plc	3.8
<b>Total</b>	<b>42.7</b>

## MANAGEMENT STYLE



## STRATEGY DESCRIPTION

The Fund's investment objective is to generate long-term capital growth by investing in a diversified portfolio of select Canadian equity securities with strong growth potential.

The fund's portfolio is deeply diversified. In addition to equity securities issued by Canadian and US corporations, the portfolio may include trusts, international securities, covered options, convertible debentures, investment grade and high yield bonds, preferred shares, ETF's and other similar securities in order to enhance returns and/or mitigate risk. Over 50% of the fund's assets will be invested in Canadian securities.

## ASSET ALLOCATION (%)

Asset Class	Weight
Canadian Equity	70.1
US Equity	26.4
International Equity	1.9
Cash and Cash Equivalent	1.0

## SECTOR ALLOCATION (%)

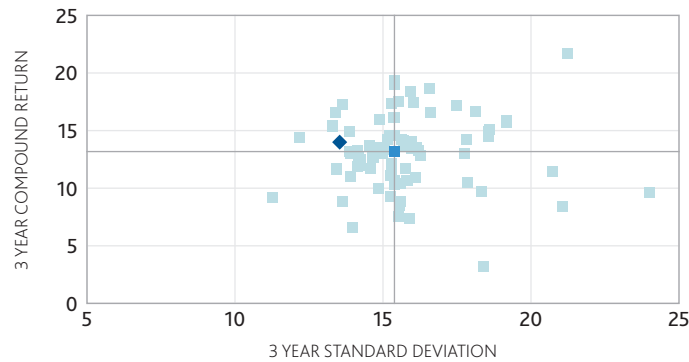
Sector	Weight
Materials	4.0
Industrials	18.7
Consumer Discretionary	9.5
Consumer Staples	13.1
Health Care	2.4
Financials	30.2
Information Technology	18.1
Communication Services	2.5
Cash and Cash Equivalent	1.0

## GEOGRAPHIC ALLOCATION (%)

Region	Weight
Canada	77.3
United States	22.7

# IMAXX EQUITY GROWTH FUND CLASS O

## 3YR COMPOUND RETURN



- ◆ imaxx Equity Growth Fund Class O
- Other - Canadian Focused Equity
- Median

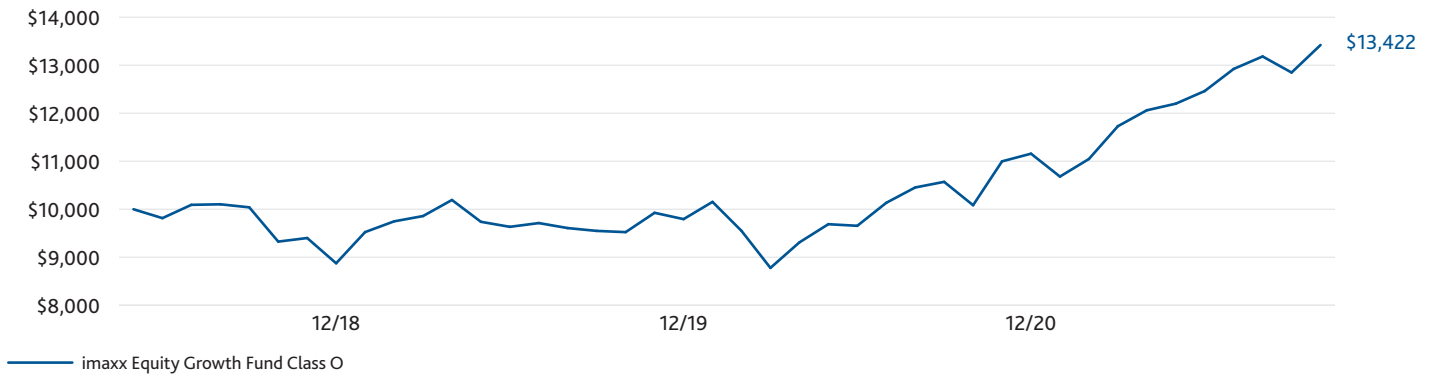
Source: Financial Information provided by Fundata Canada Inc. © Fundata Canada Inc. All Rights Reserved.

## RISK/RETURN ANALYSIS

Risk	1 Year	3 Years	5 Years	10 Years
Beta	1.05	0.79	-	-
Alpha	-0.06	-0.01	-	-
Sharpe	2.81	0.89	-	-
Treynor	0.31	0.15	-	-
R-squared	0.80	0.81	-	-

## GROWTH OF \$10,000

Since inception – From June 22, 2018 to October 31, 2021



## PERFORMANCE (%)

CUMULATIVE PERFORMANCE	ANNUALIZED PERFORMANCE								
	1 Month	3 Months	6 Months	YTD	1 Year	3 Years	5 Years	10 Years	SI
Fund	4.46	3.86	11.27	20.29	33.10	14.23	-	-	10.30
Quartile Rank	2	3	1	3	3	3	-	-	2
Category Avg	4.37	3.83	9.04	20.01	36.47	14.41	-	-	10.11

### CALENDAR YEAR PERFORMANCE

	2020	2019	2018	2017	2016	2015	2014	2013	2012	2011
Fund	13.93	14.29	-	-	-	-	-	-	-	-
Quartile Rank	1	4	-	-	-	-	-	-	-	-
Category Avg	9.98	19.61	-	-	-	-	-	-	-	-

Returns are presented net of management fees

YTD = Year to Date; SI = Since Inception

Source: Financial Information provided by Fundata Canada Inc. © Fundata Canada Inc. All Rights Reserved.

## PROSPECTUS RISK



# IMAXX EQUITY GROWTH FUND CLASS O

## TOP TWENTY-FIVE HOLDINGS (%)

1. Constellation Sftwr	5.0
2. Cdn Pacific Railway	4.7
3. Costco Whsl Corp	4.6
4. Brookfield Asset Mgt	4.6
5. Toromont Inds Ltd	4.3
6. Royal Bank of Canada	4.0
7. Cdn Natl Railway	4.0
8. National BK Cda	3.9
9. Toronto Dominion BK	3.8
10. Accenture Plc	3.8
11. Thomson Reuters Corp	3.7
12. Factset Resh Sys Inc	3.6
13. Mastercard Inc	3.5
14. Bank of Montreal	3.5
15. Metro Inc	3.3
16. Intact Financial	2.9
17. Tmx Group Limited	2.8
18. Cgi Inc	2.8
19. Dollarama	2.6
20. Mcdonalds Corp	2.6
21. CCL Industries Inc	2.5
22. TJX Companies Inc	2.5
23. Visa Inc	2.5
24. Quebecor Inc	2.5
25. Danaher Corp	2.4
<b>Total</b>	<b>86.4</b>

### Fiera Capital Corporation

1981 McGill College Avenue, Suite 1500  
Montreal, Quebec H3A 0H5

For further information, please visit: [imaxxwealth.com](http://imaxxwealth.com)

The imaxxFunds are mutual funds offered pursuant to a prospectus. The information contained herein is an overview only and is qualified by the more detailed information contained in the prospectus. The prospectus contains important information about the fund, including its investment objective and strategies, investment risks, purchase options, applicable management fees, performance fees, other charges and expenses. Please read the prospectus carefully before investing. The amount of risk associated with any particular investment depends largely on your own personal circumstances including your time horizon, liquidity needs, portfolio size, income, investment knowledge and attitude toward price fluctuations. Investors should consult their financial advisor before making a decision as to whether this fund is a suitable investment for them. This communication should not be considered a solicitation to buy or an offer to sell securities of the fund. Commissions, trailing commissions, management fees and expenses all may be associated with mutual fund investments. The indicated rates of return are the historical annual compounded total returns including changes in unit value and reinvestment of all distributions and do not take into account sales, redemption, distribution or optional charges or income taxes payable by any securityholder that would have reduced returns. Mutual funds are not guaranteed, their values change frequently and past performance may not be repeated. The rate of return is used only to illustrate the effects of the compound growth rate and is not intended to reflect future values of the mutual fund or returns on investment in the mutual fund.

™imaxx, imaxxFunds and imaxxWealth are trademarks of Fiera Capital Corporation.