

IMAXX CANADIAN FIXED PAY FUND

CLASS A2

Inception Date
June 3, 2002

Currency
CAD

FUND ESSENTIALS

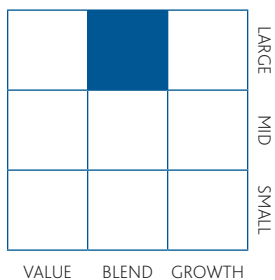
NAVPS	\$7.05
MER¹	2.34%
Distribution Yield	3.41%
Classification	Mutual Funds
Assets (\$mil)	192.76
RRSP Eligible	Yes
Fundserv Code	AFM102 (DSC) AFM202 (ISC) AFM502 (LSC)

1. As of June 30, 2023

TOP TEN HOLDINGS (%)

1. Constellation Sftwr	4.9
2. Costco Whsl Corp	4.4
3. Dollarama	3.8
4. Canadian Pacific Kc	3.7
5. Intact Financial	3.1
6. Toromont Inds Ltd	3.1
7. Tmx Group Limited	3.1
8. Metro Inc	3.1
9. Cdn Natl Railway	3.1
10. Thomson Reuters Corp	3.0
Total	35.3

MANAGEMENT STYLE



STRATEGY DESCRIPTION

The imaxx Canadian Fixed Pay Fund's investment objective is to provide a consistent stream of monthly income and some capital appreciation by investing in a portfolio of Canadian fixed income, investment trust units and equity investments.

The fund's portfolio is deeply diversified. In addition to holding traditional equityrelated and investment grade fixed income securities, the portfolio may include trusts, covered options, convertible debentures, high yield bonds, preferred shares, ETFs and other similar securities in order to enhance returns and/or mitigate risk. The fund's asset mix generally includes 60%-90% equities and 10%-40% fixed income securities, including cash and cash equivalents.

ASSET ALLOCATION (%)

Asset Class	Weight
Canadian Equity	56.3
US Equity	21.7
Canadian Corporate Bonds	16.0
Canadian Government Bonds	3.5
International Equity	1.4
US Corporate Bonds	0.4
Cash and Equivalents	1.3

SECTOR ALLOCATION (%)

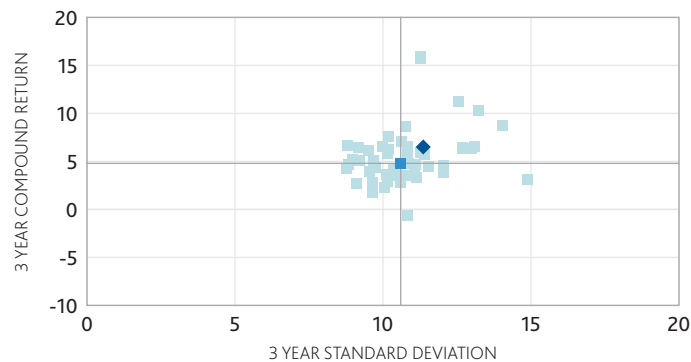
Sector	Weight
Fixed Income	19.5
Materials	1.5
Industrials	15.3
Consumer Discretionary	11.1
Consumer Staples	13.8
Health Care	1.2
Financials	23.7
Information Technology	10.5
Communication Services	2.3
Cash and Equivalents	1.0

GEOGRAPHIC ALLOCATION (%)

Region	Weight
Canada	70.9
United States	27.3
United Kingdom	1.8
Europe ex UK	-0.8

IMAXX CANADIAN FIXED PAY FUND CLASS A2

3YR COMPOUND RETURN



- ◆ imaxx Canadian Fixed Pay Fund Class A2
- Other - Canadian Equity Balanced
- Median

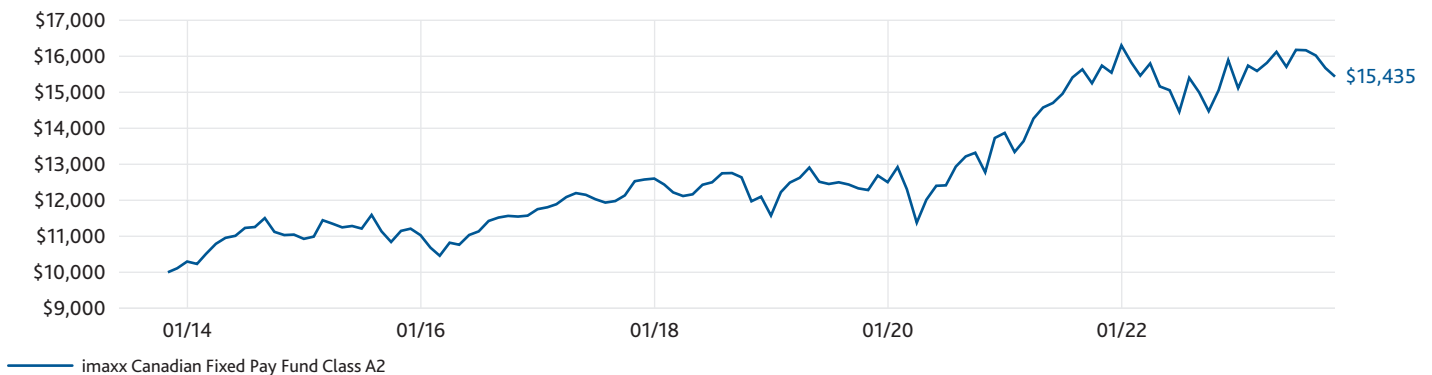
Source: Financial Information provided by Fundata Canada Inc. © Fundata Canada Inc. All Rights Reserved.

RISK/RETURN ANALYSIS

Risk	1 Year	3 Years	5 Years	10 Years
Beta	0.72	0.87	0.78	0.79
Alpha	-0.02	0.00	-0.01	-0.01
Sharpe	-1.01	0.14	0.26	0.32
Treynor	-0.12	0.02	0.04	0.04
R-squared	0.84	0.79	0.81	0.77

GROWTH OF \$10,000

10-Year period – From September 1, 2013 to October 31, 2023



PERFORMANCE (%)

CUMULATIVE PERFORMANCE	ANNUALIZED PERFORMANCE								
	1 Month	3 Months	6 Months	YTD	1 Year	3 Years	5 Years	10 Years	SI
Fund	-1.52	-4.52	-4.26	2.11	2.52	6.50	5.69	4.67	6.92
Quartile Rank	2	1	2	1	2	2	1	2	1
Category Avg	-1.86	-5.68	-5.03	0.57	1.71	5.69	4.77	4.57	4.72

CALENDAR YEAR PERFORMANCE	2022	2021	2020	2019	2018	2017	2016	2015	2014	2013
Fund	-7.27	17.52	10.94	10.48	-8.15	7.23	6.55	0.93	6.12	8.52
Quartile Rank	2	2	1	4	3	2	4	2	4	4
Category Avg	-7.50	16.14	5.54	15.24	-6.69	6.90	11.04	-1.83	8.36	14.45

Returns are presented net of management fees

YTD = Year to Date; SI = Since Inception

Source: Financial Information provided by Fundata Canada Inc. © Fundata Canada Inc. All Rights Reserved.

PROSPECTUS RISK

LOW

LOW TO MEDIUM

MEDIUM

MEDIUM TO HIGH

HIGH

IMAXX CANADIAN FIXED PAY FUND CLASS A2

TOP TWENTY-FIVE HOLDINGS (%)

1. Constellation Sftwr	4.9
2. Costco Whsl Corp	4.4
3. Dollarama	3.8
4. Canadian Pacific Kc	3.7
5. Intact Financial	3.1
6. Toromont Inds Ltd	3.1
7. Tmx Group Limited	3.1
8. Metro Inc	3.1
9. Cdn Natl Railway	3.1
10. Thomson Reuters Corp	3.0
11. Factset Resh Sys Inc	3.0
12. Cgi Inc	3.0
13. TJX Companies Inc	2.9
14. Accenture Plc	2.7
15. Royal Bank of Canada	2.6
16. Aliment Couche-Tard	2.6
17. Toronto Dominion BK	2.5
18. Mcdonalds Corp	2.4
19. Waste Connections	2.3
20. Loblaw Cos Ltd	2.3
21. Mastercard Inc	2.3
22. Telus Corp.	2.3
23. National BK Cda	2.2
24. Visa Inc	2.1
25. Bank of Montreal	2.1
Total	72.6

Fiera Capital Corporation

1981 McGill College Avenue, Suite 1500
Montreal, Quebec H3A 0H5

For further information, please visit: imaxxwealth.com

The imaxxFunds are mutual funds offered pursuant to a prospectus. The information contained herein is an overview only and is qualified by the more detailed information contained in the prospectus. The prospectus contains important information about the fund, including its investment objective and strategies, investment risks, purchase options, applicable management fees, performance fees, other charges and expenses. Please read the prospectus carefully before investing. The amount of risk associated with any particular investment depends largely on your own personal circumstances including your time horizon, liquidity needs, portfolio size, income, investment knowledge and attitude toward price fluctuations. Investors should consult their financial advisor before making a decision as to whether this fund is a suitable investment for them. This communication should not be considered a solicitation to buy or an offer to sell securities of the fund. Commissions, trailing commissions, management fees and expenses all may be associated with mutual fund investments. The indicated rates of return are the historical annual compounded total returns including changes in unit value and reinvestment of all distributions and do not take into account sales, redemption, distribution or optional charges or income taxes payable by any securityholder that would have reduced returns. Mutual funds are not guaranteed, their values change frequently and past performance may not be repeated. The rate of return is used only to illustrate the effects of the compound growth rate and is not intended to reflect future values of the mutual fund or returns on investment in the mutual fund.

™imaxx, imaxxFunds and imaxxWealth are trademarks of Fiera Capital Corporation.